

Test Report No. 54S072324/1/OKH  
dated 08 May 2007



Note: This report is issued subject to TÜV SÜD PSB Corporation's "Terms and Conditions Governing Technical Services".  
The terms and conditions governing the issue of this report are set out as attached within this report.

SUBJECT:

Large scale surface spread of flame test on "Glass Fibre Fabric" black glass yarn fabric  
material submitted by \_\_\_\_\_ on 23 Apr 2007.

TESTED FOR:

DATE OF TEST:

03 May 2007

PURPOSE OF TEST:

To determine the tendency of the surface of a material or a combination of materials to support the spread of flame across its surface and to classify the surface according to the test given in British Standard 476 : Part 7 : 1997.

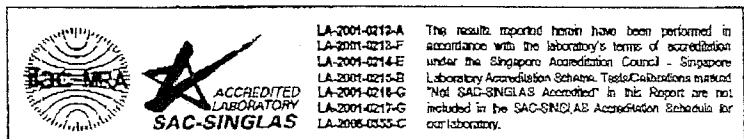
The test was conducted at TÜV SÜD PSB Corporation fire test laboratory located at No. 10 Tuas Avenue 10, Singapore 639134.

*Man Han*



Laboratory:  
TÜV SÜD PSB Corporation Pte. Ltd.  
Testing Group  
No. 1 Science Park Drive  
Singapore 118221

Phone : +65-6885 1333  
Fax : +65-6776 8670  
E-mail: [testing@psbcorp.com](mailto:testing@psbcorp.com)  
[www.psbcorp.com](http://www.psbcorp.com)  
Co. Reg : 199002667R



Regional Head Office:  
TÜV SÜD Asia Pacific Pte. Ltd.  
3 Science Park Drive  
#04-01/05 The Franklin  
Singapore 118223

LA-2001-0212-A  
LA-2001-0212-F  
LA-2001-0214-E  
LA-2001-0215-B  
LA-2001-0216-G  
LA-2001-0217-G  
LA-2006-0333-C  
The results reported herein have been performed in accordance with the laboratory's terms of accreditation under the Singapore Accreditation Council - Singapore Laboratory Accreditation Scheme. Tests/Calibrations marked "Not SAC-SINGLAS Accredited" in this Report are not included in the SAC-SINGLAS Accreditation Scheme for our laboratory.



DESCRIPTION OF SAMPLES:

9 pieces of sample, said to be "Glass Fibre Fabric" (0.13mm thick x 127gsm) black glass yarn fabric material, each of nominal size of 885mm x 270mm were received.

TEST PROCEDURE:

Prior to test, the specimens were prepared and conditioned in accordance with paragraphs 5.3 to 5.6 of the standard and secured to a specimen holder as described in paragraph 6.3.

Six specimens were tested with either face exposed to the specified thermal radiation from the apparatus described in paragraph 6.1 of the standard. The intensity of the radiated heat incident on the specimen varies with distance from the hotter end, so that when the specified calibration panel is mounted in the place to be occupied by the specimen, the irradiance of the radiometer is as given in Table 1. The test was terminated when the flame front reached the 825mm reference line, or after 10 minutes has elapsed, whichever is the shorter.

Table 1 : Irradiance Along Horizontal Reference Line on the Calibration Board

Distance along reference line from inside edge of specimen holder mm	Irradiance kW/m <sup>2</sup>		
	specified	min.	max.
75	32.5	32.0	33.0
225	21.0	20.5	21.5
375	14.5	14.0	15.0
525	10.0	9.5	10.5
675	7.0	6.5	7.5
825	5.0	4.5	5.5

*Mal Han*



RESULTS OF TEST:

Specimen No.	1	2	3	4	5	6
Spread of flame at first 1½ minutes (mm)	0	0	0	0	0	0
Distance (mm)	Time of spread of flame to indicated distance (minutes • seconds)					
Start of flaming	nil	nil	nil	nil	nil	nil
75	-	-	-	-	-	-
165	-	-	-	-	-	-
190						
215						
240						
265						
290						
375						
455						
500						
525						
600						
675						
710						
750						
785						
825						
865						
Time of maximum spread of flame (minutes • seconds)	-	-	-	-	-	-
Distance of maximum spread of flame (mm)	0	0	0	0	0	0
Comments	None					

*Mal Khan*



Classification of Surface Spread of Flame


Classification	Spread of flame at 1.5 min.		Final spread of flame	
	Limit (mm)	Limit for one specimen in sample (mm)	Limit (mm)	Limit for one specimen in sample (mm)
Class 1	165	165 + 25	165	165 + 25
Class 2	215	215 + 25	455	455 + 45
Class 3	265	265 + 25	710	710 + 75
Class 4	Exceeding the limits for class 3			


CONCLUSION:

In accordance with the class definitions specified in the Standard, the test results show that the sample tested has a Class One Surface Spread of Flame.

REMARKS:

1. The test results relate only to the behaviour of the test specimens of the product under the particular conditions of test; they are not intended to be the sole criterion for assessing the potential fire hazard of the product in use.
2. The sample was tested with either face exposed to the heat and backed with calcium silicate board.

  
Mah Poh Huat  
Associate Engineer

  
Chan Lung Toa  
Product Manager  
(Fire Safety & Security Products)  
Mechanical

Test Report No. 54S072324/1/OKH  
dated 08 May 2007



This Report is issued under the following conditions:

1. Results of the testing/calibration in the form of a report will be issued immediately after the service has been completed or terminated.
2. Unless otherwise requested, a report shall contain only technical results. Analysis and interpretation of the results and professional opinion and recommendations expressed thereupon, if required, shall be clearly indicated and additional fee paid for, by the Client.
3. This report applies to the sample of the specific product/equipment given at the time of its testing/calibration. The results are not used to indicate or imply that they are applicable to other similar items. In addition, such results must not be used to indicate or imply that TÜV SÜD PSB Corporation approves, recommends or endorses the manufacturer, supplier or user of such product/equipment, or that TÜV SÜD PSB Corporation in any way "guarantees" the later performance of the product/equipment.
4. The sample/s mentioned in this report is/are submitted/supplied/manufactured by the Client. TÜV SÜD PSB Corporation therefore assumes no responsibility for the accuracy of information on the brand name, model number, origin of manufacture, consignment or any information supplied.
5. Additional copies of the report are available to the Client at an additional fee. No third party can obtain a copy of this report through TÜV SÜD PSB Corporation, unless the Client has authorised TÜV SÜD PSB Corporation in writing to do so.
6. TÜV SÜD PSB Corporation may at its sole discretion add to or amend the conditions of the report at the time of issue of the report and such report and such additions or amendments shall be binding on the Client.
7. All copyright in the report shall remain with TÜV SÜD PSB Corporation and the Client shall, upon payment of TÜV SÜD PSB Corporation's fees for the carrying out of the tests/calibrations, be granted a license to use or publish the report to the third parties subject to the terms and conditions herein, provided always that TÜV SÜD PSB Corporation may at its absolute discretion be entitled to impose such conditions on the license as it sees fit.
8. Nothing in this report shall be interpreted to mean that TÜV SÜD PSB Corporation has verified or ascertained any endorsement or marks from any other testing authority or bodies that may be found on that sample.
9. This report shall not be reproduced wholly or in parts and no reference shall be made by the Client to TÜV SÜD PSB Corporation or to the report or results furnished by TÜV SÜD PSB Corporation in any advertisements or sales promotion.
10. Unless otherwise stated, the tests are carried out in TÜV SÜD PSB Corporation Pte Ltd, No.1 Science Park Drive Singapore 118221.

October 2006